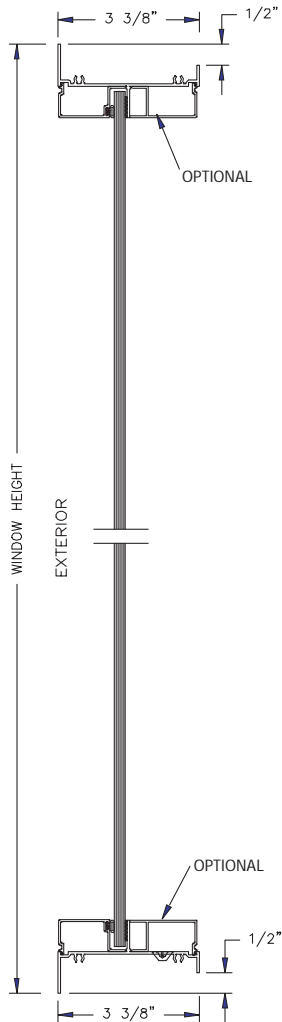


MODEL 338 PICTURE WINDOW (NON-IMPACT)


FLANGE SIDE VIEW



GENERAL SPECIFICATIONS AND FEATURES

GENERAL: Florida's Best™ Model 338 Aluminum Fixed Windows meet AAMA/NWWDA 101/S.2-97 specifications and comply with the 2001 Florida Building Code. Please consult your salesperson for product design load ratings and ensure that your application conforms to local building codes and design pressures. Units are offered in standard and custom sizes and various glass configurations.

MATERIALS: Frame members are constructed from commercial quality extruded 6063-T5 aluminum alloy. Fasteners are plated steel or non-corrosive materials compatible with aluminum.



TYPICAL ELEVATION
(VIEWED FROM OUTSIDE)

GLASS: Panels are designed to accommodate 3/16" or 1/4" single pane glass with silicone glazing. Optional 9/16" laminated and 7/8" insulated glass panels also available upon request.

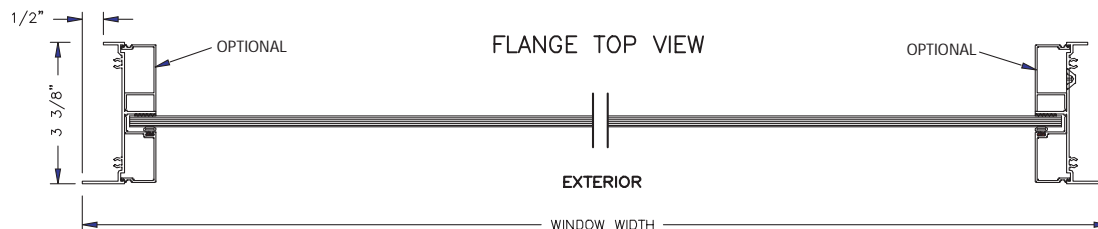
FINISH: Standard finish is PPG Polycron III white acrylic, to comply with AAMA 603.8 requirements. Bronze and custom colors also available; please consult your salesperson for pricing.

CONSTRUCTION: Frame members are flange type and have a minimum depth of 3-3/8". Frame is coped and joined with screws for secure 90° angles and rigidity.

INSTALLATION: Windows are to be set in wall constructions in accordance with the manufacturer's installation instructions. Windows shall be installed square, plumb, and level without binding. Frame shall be adequately supported across its entire length without bowing and twisting. The window installer shall provide a non hardening caulk sealant in sufficient quantity to provide a water seal between the aluminum frame and the surrounding construction, which is compatible with aluminum and the surrounding construction materials. Manufacturer assumes no liability for damage by the trades or final cleaning of the unit.

NOTE: Specifications subject to change without notice.

FLANGE TOP VIEW



TYPICAL INSTALLATION

